

This is a Magic Contest demo version. Go to www.brenning.se for more information.

6 tables, 11 pairs, 1 phantom pair. Number of boards: 22. Average: 88,0. Bye (*) awards recorded percentage. Tiebreak.

Rank	Pairs	Score	%	Tie	Name
1	4	131,0	*	68,8	Tere - Brigitte
2	9	117,7	*	66,9	MariLola - Sabine
3	5	107,8	*	61,3	Vicky - Jose V
4	6	94,6	*	53,8	Ingerd - Anders
5	12	85,8	*	48,8	Juan - Isa
6	1	81,4	*	46,3	Diego - Zarife
7	8	81,4	*	46,3	Pachico - Magdalena
8	10	80,3	*	45,6	Isabelle - Patrick
9	2	71,5	*	40,6	Chona - Provi
10	11	69,3	*	39,4	Cesela - Violette
11	7	57,2	*	32,5	Charly - Ana M










This is a Magic Contest demo version. Go to www.brenning.se for more information.

6 tables, 11 pairs, 1 phantom pair. Number of boards: 22. Average: 88,0. Bye (*) awards recorded percentage. Tiebreak.

<p>1</p> <p>A10872 QJ10973 KJ A109</p> <p>J942 654 98 K652</p> <p>10853 K10853 1064 QJ</p> <p>Q6 A8 AQ752 8743</p> <table border="1"> <thead> <tr> <th>#</th> <th>Result</th> <th>Score</th> <th colspan="2">%</th> </tr> </thead> <tbody> <tr> <td>1</td> <td>480</td> <td>8,0 0,0</td> <td>100</td> <td>0</td> </tr> <tr> <td>2</td> <td>450</td> <td>5,0 3,0</td> <td>63</td> <td>38</td> </tr> <tr> <td>2</td> <td>420</td> <td>1,0 7,0</td> <td>13</td> <td>88</td> </tr> <tr> <td>1</td> <td>Bye</td> <td>4,3</td> <td colspan="2">54</td> </tr> </tbody> </table>	#	Result	Score	%		1	480	8,0 0,0	100	0	2	450	5,0 3,0	63	38	2	420	1,0 7,0	13	88	1	Bye	4,3	54		<p>2</p> <p>AKQ962 63 QJ64 9</p> <p>---</p> <p>A10872 A875 KQ54</p> <p>J10854 K954 2 A63</p> <p>73 QJ K1093 J10872</p> <table border="1"> <thead> <tr> <th>#</th> <th>Result</th> <th>Score</th> <th colspan="2">%</th> </tr> </thead> <tbody> <tr> <td>2</td> <td>-200</td> <td>7,0 1,0</td> <td>88</td> <td>13</td> </tr> <tr> <td>1</td> <td>-300</td> <td>4,0 4,0</td> <td>50</td> <td>50</td> </tr> <tr> <td>2</td> <td>450</td> <td>1,0 7,0</td> <td>13</td> <td>88</td> </tr> <tr> <td>1</td> <td>Bye</td> <td>4,3</td> <td colspan="2">54</td> </tr> </tbody> </table>	#	Result	Score	%		2	-200	7,0 1,0	88	13	1	-300	4,0 4,0	50	50	2	450	1,0 7,0	13	88	1	Bye	4,3	54		<p>3</p> <p>76 9854 KQ3 A652</p> <p>QJ543 32 62 QJ104</p> <p>A82 KQ7 109854 K8</p> <p>K109 AJ106 AJ7 973</p> <table border="1"> <thead> <tr> <th>#</th> <th>Result</th> <th>Score</th> <th colspan="2">%</th> </tr> </thead> <tbody> <tr> <td>2</td> <td>140</td> <td>7,0 1,0</td> <td>88</td> <td>13</td> </tr> <tr> <td>1</td> <td>120</td> <td>4,0 4,0</td> <td>50</td> <td>50</td> </tr> <tr> <td>1</td> <td>110</td> <td>2,0 6,0</td> <td>25</td> <td>75</td> </tr> <tr> <td>1</td> <td>100</td> <td>0,0 8,0</td> <td>0</td> <td>100</td> </tr> <tr> <td>1</td> <td>Bye</td> <td>5,4</td> <td colspan="2">67</td> </tr> </tbody> </table>	#	Result	Score	%		2	140	7,0 1,0	88	13	1	120	4,0 4,0	50	50	1	110	2,0 6,0	25	75	1	100	0,0 8,0	0	100	1	Bye	5,4	67	
#	Result	Score	%																																																																															
1	480	8,0 0,0	100	0																																																																														
2	450	5,0 3,0	63	38																																																																														
2	420	1,0 7,0	13	88																																																																														
1	Bye	4,3	54																																																																															
#	Result	Score	%																																																																															
2	-200	7,0 1,0	88	13																																																																														
1	-300	4,0 4,0	50	50																																																																														
2	450	1,0 7,0	13	88																																																																														
1	Bye	4,3	54																																																																															
#	Result	Score	%																																																																															
2	140	7,0 1,0	88	13																																																																														
1	120	4,0 4,0	50	50																																																																														
1	110	2,0 6,0	25	75																																																																														
1	100	0,0 8,0	0	100																																																																														
1	Bye	5,4	67																																																																															
<p>4</p> <p>K1086 Q AQ4 AKQ73</p> <p>A754 AK875 K2 J4</p> <p>QJ92 1064 10953 108</p> <p>3 J932 J876 9652</p> <table border="1"> <thead> <tr> <th>#</th> <th>Result</th> <th>Score</th> <th colspan="2">%</th> </tr> </thead> <tbody> <tr> <td>1</td> <td>800</td> <td>8,0 0,0</td> <td>100</td> <td>0</td> </tr> <tr> <td>2</td> <td>150</td> <td>5,0 3,0</td> <td>63</td> <td>38</td> </tr> <tr> <td>1</td> <td>130</td> <td>2,0 6,0</td> <td>25</td> <td>75</td> </tr> <tr> <td>1</td> <td>-300</td> <td>0,0 8,0</td> <td>0</td> <td>100</td> </tr> <tr> <td>1</td> <td>Bye</td> <td>5,4</td> <td colspan="2">67</td> </tr> </tbody> </table>	#	Result	Score	%		1	800	8,0 0,0	100	0	2	150	5,0 3,0	63	38	1	130	2,0 6,0	25	75	1	-300	0,0 8,0	0	100	1	Bye	5,4	67		<p>5</p> <p>Q102 9765 A1073 K9</p> <p>AK54 102 KJ94 Q76</p> <p>J3 KQJ84 Q5 AJ108</p> <p>9876 A3 862 5432</p> <table border="1"> <thead> <tr> <th>#</th> <th>Result</th> <th>Score</th> <th colspan="2">%</th> </tr> </thead> <tbody> <tr> <td>1</td> <td>150</td> <td>8,0 0,0</td> <td>100</td> <td>0</td> </tr> <tr> <td>1</td> <td>-400</td> <td>6,0 2,0</td> <td>75</td> <td>25</td> </tr> <tr> <td>3</td> <td>-460</td> <td>2,0 6,0</td> <td>25</td> <td>75</td> </tr> <tr> <td>1</td> <td>Bye</td> <td>4,9</td> <td colspan="2">49</td> </tr> </tbody> </table>	#	Result	Score	%		1	150	8,0 0,0	100	0	1	-400	6,0 2,0	75	25	3	-460	2,0 6,0	25	75	1	Bye	4,9	49		<p>6</p> <p>Q872 10762 54 Q</p> <p>1097 47 Q7 K10432</p> <p>A4 J5 J1032 AJ965</p> <p>KJ65 K1098 K86 87</p> <table border="1"> <thead> <tr> <th>#</th> <th>Result</th> <th>Score</th> <th colspan="2">%</th> </tr> </thead> <tbody> <tr> <td>1</td> <td>140</td> <td>8,0 0,0</td> <td>100</td> <td>0</td> </tr> <tr> <td>2</td> <td>0</td> <td>5,0 3,0</td> <td>63</td> <td>38</td> </tr> <tr> <td>2</td> <td>-50</td> <td>1,0 7,0</td> <td>13</td> <td>88</td> </tr> <tr> <td>1</td> <td>Bye</td> <td>4,9</td> <td colspan="2">49</td> </tr> </tbody> </table>	#	Result	Score	%		1	140	8,0 0,0	100	0	2	0	5,0 3,0	63	38	2	-50	1,0 7,0	13	88	1	Bye	4,9	49	
#	Result	Score	%																																																																															
1	800	8,0 0,0	100	0																																																																														
2	150	5,0 3,0	63	38																																																																														
1	130	2,0 6,0	25	75																																																																														
1	-300	0,0 8,0	0	100																																																																														
1	Bye	5,4	67																																																																															
#	Result	Score	%																																																																															
1	150	8,0 0,0	100	0																																																																														
1	-400	6,0 2,0	75	25																																																																														
3	-460	2,0 6,0	25	75																																																																														
1	Bye	4,9	49																																																																															
#	Result	Score	%																																																																															
1	140	8,0 0,0	100	0																																																																														
2	0	5,0 3,0	63	38																																																																														
2	-50	1,0 7,0	13	88																																																																														
1	Bye	4,9	49																																																																															
<p>7</p> <p>54 K52 AKJ65 K54</p> <p>AK32 Q943 7 Q986</p> <p>J107 AJ6 109 AJ1073</p> <p>Q986 1087 Q8432 2</p> <table border="1"> <thead> <tr> <th>#</th> <th>Result</th> <th>Score</th> <th colspan="2">%</th> </tr> </thead> <tbody> <tr> <td>2</td> <td>110</td> <td>7,0 1,0</td> <td>88</td> <td>13</td> </tr> <tr> <td>1</td> <td>-100</td> <td>2,0 4,0</td> <td>50</td> <td>50</td> </tr> <tr> <td>1</td> <td>-130</td> <td>2,0 6,0</td> <td>25</td> <td>75</td> </tr> <tr> <td>1</td> <td>-170</td> <td>0,0 8,0</td> <td>0</td> <td>100</td> </tr> <tr> <td>1</td> <td>Bye</td> <td>2,6</td> <td colspan="2">33</td> </tr> </tbody> </table>	#	Result	Score	%		2	110	7,0 1,0	88	13	1	-100	2,0 4,0	50	50	1	-130	2,0 6,0	25	75	1	-170	0,0 8,0	0	100	1	Bye	2,6	33		<p>8</p> <p>Q964 J8752 4 984</p> <p>J72 964 J985 1072</p> <p>K85 10 AK106 AKQJ3</p> <p>J103 AKQ3 Q732 65</p> <table border="1"> <thead> <tr> <th>#</th> <th>Result</th> <th>Score</th> <th colspan="2">%</th> </tr> </thead> <tbody> <tr> <td>1</td> <td>100</td> <td>8,0 0,0</td> <td>100</td> <td>0</td> </tr> <tr> <td>1</td> <td>50</td> <td>6,0 2,0</td> <td>75</td> <td>25</td> </tr> <tr> <td>2</td> <td>-130</td> <td>3,0 5,0</td> <td>38</td> <td>63</td> </tr> <tr> <td>1</td> <td>-400</td> <td>0,0 8,0</td> <td>0</td> <td>100</td> </tr> <tr> <td>1</td> <td>Bye</td> <td>2,6</td> <td colspan="2">33</td> </tr> </tbody> </table>	#	Result	Score	%		1	100	8,0 0,0	100	0	1	50	6,0 2,0	75	25	2	-130	3,0 5,0	38	63	1	-400	0,0 8,0	0	100	1	Bye	2,6	33		<p>9</p> <p>42 K8 1075 KQJ862</p> <p>KJ3 QJ10652 84 95</p> <p>1087 4 KJ9632 A104</p> <p>AQ965 A973 AQ 73</p> <table border="1"> <thead> <tr> <th>#</th> <th>Result</th> <th>Score</th> <th colspan="2">%</th> </tr> </thead> <tbody> <tr> <td>4</td> <td>430</td> <td>5,0 3,0</td> <td>63</td> <td>38</td> </tr> <tr> <td>1</td> <td>-150</td> <td>0,0 8,0</td> <td>0</td> <td>100</td> </tr> <tr> <td>1</td> <td>Bye</td> <td>3,3</td> <td colspan="2">41</td> </tr> </tbody> </table>	#	Result	Score	%		4	430	5,0 3,0	63	38	1	-150	0,0 8,0	0	100	1	Bye	3,3	41	
#	Result	Score	%																																																																															
2	110	7,0 1,0	88	13																																																																														
1	-100	2,0 4,0	50	50																																																																														
1	-130	2,0 6,0	25	75																																																																														
1	-170	0,0 8,0	0	100																																																																														
1	Bye	2,6	33																																																																															
#	Result	Score	%																																																																															
1	100	8,0 0,0	100	0																																																																														
1	50	6,0 2,0	75	25																																																																														
2	-130	3,0 5,0	38	63																																																																														
1	-400	0,0 8,0	0	100																																																																														
1	Bye	2,6	33																																																																															
#	Result	Score	%																																																																															
4	430	5,0 3,0	63	38																																																																														
1	-150	0,0 8,0	0	100																																																																														
1	Bye	3,3	41																																																																															








This is a Magic Contest demo version. Go to www.brenning.se for more information.

6 tables, 11 pairs, 1 phantom pair. Number of boards: 22. Average: 88,0. Bye (*) awards recorded percentage. Tiebreak.

<p>10 J83 865 8743 72</p> <p>K72 KJ43 QJ2 1084</p>  <p>Q9 Q K65 KQJ9</p> <p>1084 A1072 A109 A63</p> <table border="1"> <thead> <tr> <th>#</th> <th>Result</th> <th>Score</th> <th colspan="2">%</th> </tr> </thead> <tbody> <tr> <td>1</td> <td>-130</td> <td>8,0 0,0</td> <td>100</td> <td>0</td> </tr> <tr> <td>1</td> <td>-150</td> <td>6,0 2,0</td> <td>75</td> <td>25</td> </tr> <tr> <td>3</td> <td>-630</td> <td>2,0 6,0</td> <td>25</td> <td>75</td> </tr> <tr> <td>1</td> <td>Bye</td> <td>3,3</td> <td colspan="2">41</td> </tr> </tbody> </table>	#	Result	Score	%		1	-130	8,0 0,0	100	0	1	-150	6,0 2,0	75	25	3	-630	2,0 6,0	25	75	1	Bye	3,3	41		<p>11 AQ86 A976 876 104</p> <p>J43 Q1043 A95 953</p>  <p>10952 K5 Q1032 AKQ</p> <p>K7 J82 KJ4 J8762</p> <table border="1"> <thead> <tr> <th>#</th> <th>Result</th> <th>Score</th> <th colspan="2">%</th> </tr> </thead> <tbody> <tr> <td>1</td> <td>100</td> <td>8,0 0,0</td> <td>100</td> <td>0</td> </tr> <tr> <td>3</td> <td>10</td> <td>4,0 4,0</td> <td>50</td> <td>50</td> </tr> <tr> <td>1</td> <td>-90</td> <td>0,0 8,0</td> <td>0</td> <td>100</td> </tr> <tr> <td>1</td> <td>Bye</td> <td>5,5</td> <td colspan="2">69</td> </tr> </tbody> </table>	#	Result	Score	%		1	100	8,0 0,0	100	0	3	10	4,0 4,0	50	50	1	-90	0,0 8,0	0	100	1	Bye	5,5	69		<p>12 8 KQJ42 KQ954 84</p> <p>J52 5 AJ32 AKJ72</p>  <p>743 3 10876 Q10653</p> <p>AKQ1096 A109876 --- 9</p> <table border="1"> <thead> <tr> <th>#</th> <th>Result</th> <th>Score</th> <th colspan="2">%</th> </tr> </thead> <tbody> <tr> <td>2</td> <td>1430</td> <td>7,0 1,0</td> <td>88</td> <td>13</td> </tr> <tr> <td>1</td> <td>710</td> <td>4,0 4,0</td> <td>50</td> <td>50</td> </tr> <tr> <td>2</td> <td>680</td> <td>1,0 7,0</td> <td>13</td> <td>88</td> </tr> <tr> <td>1</td> <td>Bye</td> <td>5,5</td> <td colspan="2">69</td> </tr> </tbody> </table>	#	Result	Score	%		2	1430	7,0 1,0	88	13	1	710	4,0 4,0	50	50	2	680	1,0 7,0	13	88	1	Bye	5,5	69											
#	Result	Score	%																																																																																				
1	-130	8,0 0,0	100	0																																																																																			
1	-150	6,0 2,0	75	25																																																																																			
3	-630	2,0 6,0	25	75																																																																																			
1	Bye	3,3	41																																																																																				
#	Result	Score	%																																																																																				
1	100	8,0 0,0	100	0																																																																																			
3	10	4,0 4,0	50	50																																																																																			
1	-90	0,0 8,0	0	100																																																																																			
1	Bye	5,5	69																																																																																				
#	Result	Score	%																																																																																				
2	1430	7,0 1,0	88	13																																																																																			
1	710	4,0 4,0	50	50																																																																																			
2	680	1,0 7,0	13	88																																																																																			
1	Bye	5,5	69																																																																																				
<p>13 Q96542 K8763 Q J</p> <p>K7 4 J6542 AQ862</p>  <p>AJ8 QJ92 K97 K94</p> <p>103 A105 A1083 10753</p> <table border="1"> <thead> <tr> <th>#</th> <th>Result</th> <th>Score</th> <th colspan="2">%</th> </tr> </thead> <tbody> <tr> <td>1</td> <td>100</td> <td>8,0 0,0</td> <td>100</td> <td>0</td> </tr> <tr> <td>1</td> <td>-120</td> <td>6,0 2,0</td> <td>75</td> <td>25</td> </tr> <tr> <td>1</td> <td>-180</td> <td>4,0 4,0</td> <td>50</td> <td>50</td> </tr> <tr> <td>2</td> <td>-600</td> <td>1,0 7,0</td> <td>13</td> <td>88</td> </tr> <tr> <td>1</td> <td>Bye</td> <td>3,7</td> <td colspan="2">46</td> </tr> </tbody> </table>	#	Result	Score	%		1	100	8,0 0,0	100	0	1	-120	6,0 2,0	75	25	1	-180	4,0 4,0	50	50	2	-600	1,0 7,0	13	88	1	Bye	3,7	46		<p>14 A63 K52 AK10753 2</p> <p>985 QJ1064 94 754</p>  <p>KJ972 873 J2 J108</p> <p>Q4 A9 Q86 AKQ963</p> <table border="1"> <thead> <tr> <th>#</th> <th>Result</th> <th>Score</th> <th colspan="2">%</th> </tr> </thead> <tbody> <tr> <td>3</td> <td>520</td> <td>6,0 2,0</td> <td>75</td> <td>25</td> </tr> <tr> <td>1</td> <td>460</td> <td>2,0 6,0</td> <td>25</td> <td>75</td> </tr> <tr> <td>1</td> <td>440</td> <td>0,0 8,0</td> <td>0</td> <td>100</td> </tr> <tr> <td>1</td> <td>Bye</td> <td>3,7</td> <td colspan="2">46</td> </tr> </tbody> </table>	#	Result	Score	%		3	520	6,0 2,0	75	25	1	460	2,0 6,0	25	75	1	440	0,0 8,0	0	100	1	Bye	3,7	46		<p>15 QJ A7 K8632 A7</p> <p>63 54 Q95 9852</p>  <p>K108542 J102 J K106</p> <p>A97 KQ986 74 J43</p> <table border="1"> <thead> <tr> <th>#</th> <th>Result</th> <th>Score</th> <th colspan="2">%</th> </tr> </thead> <tbody> <tr> <td>1</td> <td>600</td> <td>8,0 0,0</td> <td>100</td> <td>0</td> </tr> <tr> <td>2</td> <td>650</td> <td>5,0 3,0</td> <td>63</td> <td>38</td> </tr> <tr> <td>1</td> <td>630</td> <td>2,0 6,0</td> <td>25</td> <td>75</td> </tr> <tr> <td>1</td> <td>620</td> <td>0,0 8,0</td> <td>0</td> <td>100</td> </tr> <tr> <td>1</td> <td>Bye</td> <td>7</td> <td colspan="2">46</td> </tr> </tbody> </table>	#	Result	Score	%		1	600	8,0 0,0	100	0	2	650	5,0 3,0	63	38	1	630	2,0 6,0	25	75	1	620	0,0 8,0	0	100	1	Bye	7	46	
#	Result	Score	%																																																																																				
1	100	8,0 0,0	100	0																																																																																			
1	-120	6,0 2,0	75	25																																																																																			
1	-180	4,0 4,0	50	50																																																																																			
2	-600	1,0 7,0	13	88																																																																																			
1	Bye	3,7	46																																																																																				
#	Result	Score	%																																																																																				
3	520	6,0 2,0	75	25																																																																																			
1	460	2,0 6,0	25	75																																																																																			
1	440	0,0 8,0	0	100																																																																																			
1	Bye	3,7	46																																																																																				
#	Result	Score	%																																																																																				
1	600	8,0 0,0	100	0																																																																																			
2	650	5,0 3,0	63	38																																																																																			
1	630	2,0 6,0	25	75																																																																																			
1	620	0,0 8,0	0	100																																																																																			
1	Bye	7	46																																																																																				
<p>16 Q10653 --- KQJ52 KJ7</p> <p>J8742 J76 A87 106</p>  <p>AK9 AK984 106 A82</p> <p>--- Q10532 943 Q9543</p> <table border="1"> <thead> <tr> <th>#</th> <th>Result</th> <th>Score</th> <th colspan="2">%</th> </tr> </thead> <tbody> <tr> <td>1</td> <td>400</td> <td>8,0 0,0</td> <td>100</td> <td>0</td> </tr> <tr> <td>1</td> <td>300</td> <td>6,0 2,0</td> <td>75</td> <td>25</td> </tr> <tr> <td>2</td> <td>200</td> <td>0,0 5,0</td> <td>38</td> <td>63</td> </tr> <tr> <td>1</td> <td>100</td> <td>0,0 8,0</td> <td>0</td> <td>100</td> </tr> <tr> <td>1</td> <td>Bye</td> <td>3,7</td> <td colspan="2">46</td> </tr> </tbody> </table>	#	Result	Score	%		1	400	8,0 0,0	100	0	1	300	6,0 2,0	75	25	2	200	0,0 5,0	38	63	1	100	0,0 8,0	0	100	1	Bye	3,7	46		<p>17 Q6 AKJ7 QJ954 2</p> <p>8732 K1062 K73</p>  <p>AJ97 2 87 QJ10865</p> <p>10 Q1098643 A3 A94</p> <table border="1"> <thead> <tr> <th>#</th> <th>Result</th> <th>Score</th> <th colspan="2">%</th> </tr> </thead> <tbody> <tr> <td>2</td> <td>480</td> <td>7,0 1,0</td> <td>88</td> <td>13</td> </tr> <tr> <td>2</td> <td>450</td> <td>3,0 5,0</td> <td>38</td> <td>63</td> </tr> <tr> <td>1</td> <td>420</td> <td>0,0 8,0</td> <td>0</td> <td>100</td> </tr> <tr> <td>1</td> <td>Bye</td> <td>3,2</td> <td colspan="2">39</td> </tr> </tbody> </table>	#	Result	Score	%		2	480	7,0 1,0	88	13	2	450	3,0 5,0	38	63	1	420	0,0 8,0	0	100	1	Bye	3,2	39		<p>18 7 K10853 A72 J975</p> <p>82 942 KQ83 Q1043</p>  <p>K10654 QJ7 J105 A</p> <p>AQJ9 A6 964 K862</p> <table border="1"> <thead> <tr> <th>#</th> <th>Result</th> <th>Score</th> <th colspan="2">%</th> </tr> </thead> <tbody> <tr> <td>3</td> <td>100</td> <td>6,0 2,0</td> <td>75</td> <td>25</td> </tr> <tr> <td>2</td> <td>-200</td> <td>1,0 7,0</td> <td>13</td> <td>88</td> </tr> <tr> <td>1</td> <td>Bye</td> <td>3,2</td> <td colspan="2">39</td> </tr> </tbody> </table>	#	Result	Score	%		3	100	6,0 2,0	75	25	2	-200	1,0 7,0	13	88	1	Bye	3,2	39											
#	Result	Score	%																																																																																				
1	400	8,0 0,0	100	0																																																																																			
1	300	6,0 2,0	75	25																																																																																			
2	200	0,0 5,0	38	63																																																																																			
1	100	0,0 8,0	0	100																																																																																			
1	Bye	3,7	46																																																																																				
#	Result	Score	%																																																																																				
2	480	7,0 1,0	88	13																																																																																			
2	450	3,0 5,0	38	63																																																																																			
1	420	0,0 8,0	0	100																																																																																			
1	Bye	3,2	39																																																																																				
#	Result	Score	%																																																																																				
3	100	6,0 2,0	75	25																																																																																			
2	-200	1,0 7,0	13	88																																																																																			
1	Bye	3,2	39																																																																																				

This is a Magic Contest demo version. Go to www.brenning.se for more information.

6 tables, 11 pairs, 1 phantom pair. Number of boards: 22. Average: 88,0. Bye (*) awards recorded percentage. Tiebreak.

<p>19 82 K10 Q6 KQJ94</p> <p>Q72 5,0 64 AJ7  Q J107  K85 10762 5</p> <p>AK9 8653 A92 A83</p> <table border="1"> <thead> <tr> <th>#</th> <th>Result</th> <th>Score</th> <th colspan="2">%</th> </tr> </thead> <tbody> <tr> <td>1</td> <td>430</td> <td>8,0 0,0</td> <td>100</td> <td>0</td> </tr> <tr> <td>4</td> <td>400</td> <td>3,0 5,0</td> <td>38</td> <td>63</td> </tr> <tr> <td>1</td> <td>Bye</td> <td>4,9</td> <td></td> <td>61</td> </tr> </tbody> </table>	#	Result	Score	%		1	430	8,0 0,0	100	0	4	400	3,0 5,0	38	63	1	Bye	4,9		61	<p>20 J3 KJ98 K943 KJ5</p> <p>Q98 K1064 AQ106 73 105  AJ62 7643 A82</p> <p>A752 542 Q87 Q109</p> <table border="1"> <thead> <tr> <th>#</th> <th>Result</th> <th>Score</th> <th colspan="2">%</th> </tr> </thead> <tbody> <tr> <td>1</td> <td>450</td> <td>8,0 0,0</td> <td>100</td> <td>0</td> </tr> <tr> <td>1</td> <td>400</td> <td>6,0 2,0</td> <td>75</td> <td>25</td> </tr> <tr> <td>2</td> <td>400</td> <td>3,0 5,0</td> <td>38</td> <td>63</td> </tr> <tr> <td>1</td> <td>-100</td> <td>0,0 8,0</td> <td>0</td> <td>100</td> </tr> <tr> <td>1</td> <td>Bye</td> <td>4,9</td> <td></td> <td>61</td> </tr> </tbody> </table>	#	Result	Score	%		1	450	8,0 0,0	100	0	1	400	6,0 2,0	75	25	2	400	3,0 5,0	38	63	1	-100	0,0 8,0	0	100	1	Bye	4,9		61	<p>21 KQ9 AK842 KQ4 A8</p> <p>J108743 A5 10  Q97 J87  10932 632 Q1075</p> <p>62 J653 A65 KJ94</p> <table border="1"> <thead> <tr> <th>#</th> <th>Result</th> <th>Score</th> <th colspan="2">%</th> </tr> </thead> <tbody> <tr> <td>1</td> <td>660</td> <td>8,0 0,0</td> <td>100</td> <td>0</td> </tr> <tr> <td>1</td> <td>650</td> <td>6,0 2,0</td> <td>75</td> <td>25</td> </tr> <tr> <td>2</td> <td>600</td> <td>3,0 5,0</td> <td>38</td> <td>63</td> </tr> <tr> <td>1</td> <td>-100</td> <td>0,0 8,0</td> <td>0</td> <td>100</td> </tr> <tr> <td>1</td> <td>Bye</td> <td>3,7</td> <td></td> <td>46</td> </tr> </tbody> </table>	#	Result	Score	%		1	660	8,0 0,0	100	0	1	650	6,0 2,0	75	25	2	600	3,0 5,0	38	63	1	-100	0,0 8,0	0	100	1	Bye	3,7		46
#	Result	Score	%																																																																															
1	430	8,0 0,0	100	0																																																																														
4	400	3,0 5,0	38	63																																																																														
1	Bye	4,9		61																																																																														
#	Result	Score	%																																																																															
1	450	8,0 0,0	100	0																																																																														
1	400	6,0 2,0	75	25																																																																														
2	400	3,0 5,0	38	63																																																																														
1	-100	0,0 8,0	0	100																																																																														
1	Bye	4,9		61																																																																														
#	Result	Score	%																																																																															
1	660	8,0 0,0	100	0																																																																														
1	650	6,0 2,0	75	25																																																																														
2	600	3,0 5,0	38	63																																																																														
1	-100	0,0 8,0	0	100																																																																														
1	Bye	3,7		46																																																																														
<p>22 652 Q76 1087 AQ95</p> <p>Q43 K108 9543  KJ Q943  J652 104 J862</p> <p>AJ97 A1082 AK K73</p> <table border="1"> <thead> <tr> <th>#</th> <th>Result</th> <th>Score</th> <th colspan="2">%</th> </tr> </thead> <tbody> <tr> <td>1</td> <td>460</td> <td>8,0 0,0</td> <td>100</td> <td>0</td> </tr> <tr> <td>2</td> <td>400</td> <td>5,0 3,0</td> <td>63</td> <td>38</td> </tr> <tr> <td>1</td> <td>-50</td> <td>2,0 6,0</td> <td>25</td> <td>75</td> </tr> <tr> <td>1</td> <td>-100</td> <td>0,0 8,0</td> <td>0</td> <td>100</td> </tr> <tr> <td>1</td> <td>Bye</td> <td>3,7</td> <td></td> <td>46</td> </tr> </tbody> </table>	#	Result	Score	%		1	460	8,0 0,0	100	0	2	400	5,0 3,0	63	38	1	-50	2,0 6,0	25	75	1	-100	0,0 8,0	0	100	1	Bye	3,7		46																																																				
#	Result	Score	%																																																																															
1	460	8,0 0,0	100	0																																																																														
2	400	5,0 3,0	63	38																																																																														
1	-50	2,0 6,0	25	75																																																																														
1	-100	0,0 8,0	0	100																																																																														
1	Bye	3,7		46																																																																														